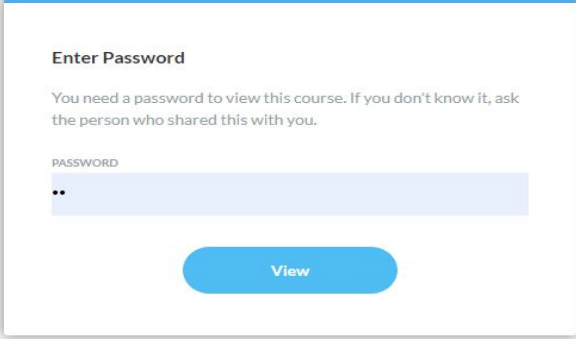


Steps to Completing the EDA Training for Cooperating Teachers

Step One:



Enter Password

You need a password to view this course. If you don't know it, ask the person who shared this with you.

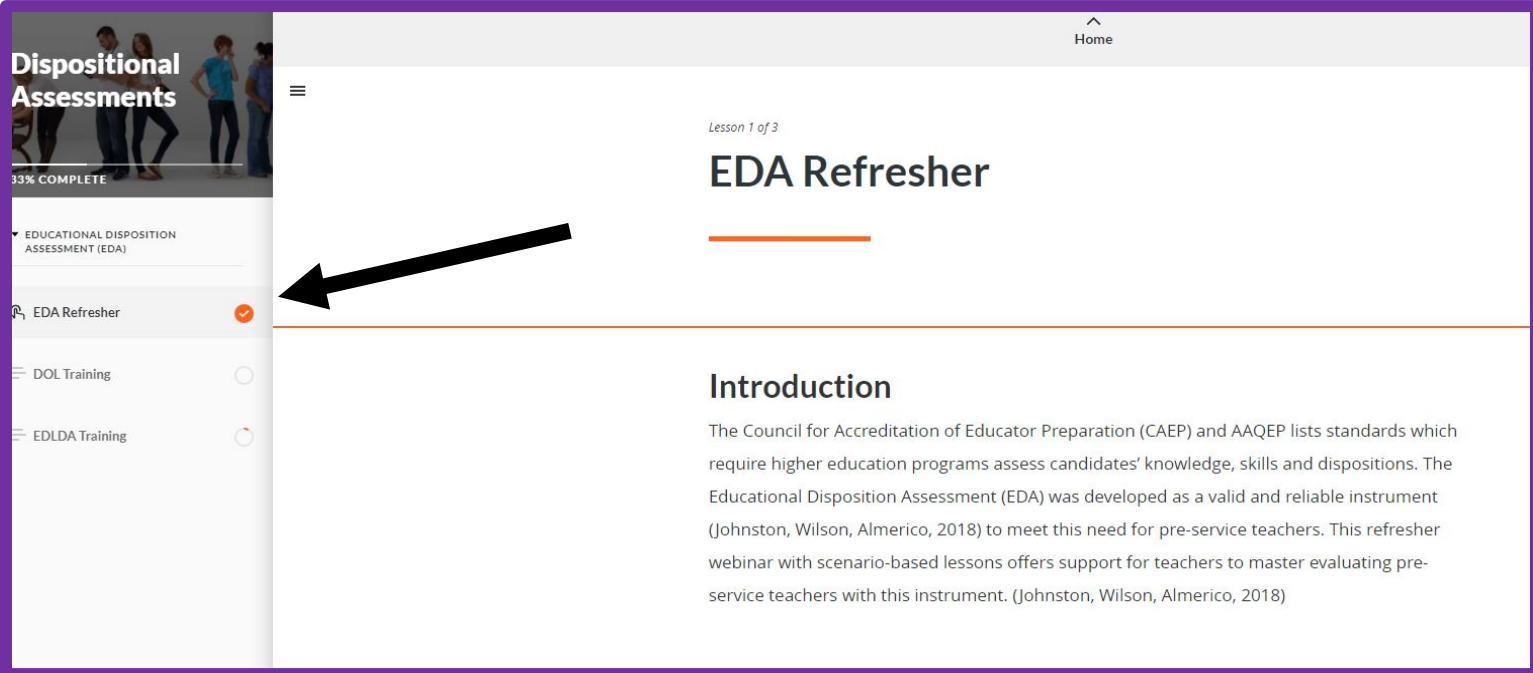
PASSWORD

••

View

After entering the site, the first password is **DA** (case sensitive).

Step Two:



Dispositional Assessments

33% COMPLETE

EDUCATIONAL DISPOSITION ASSESSMENT (EDA)

EDA Refresher

DOL Training

EDLDA Training

Lesson 1 of 3

EDA Refresher

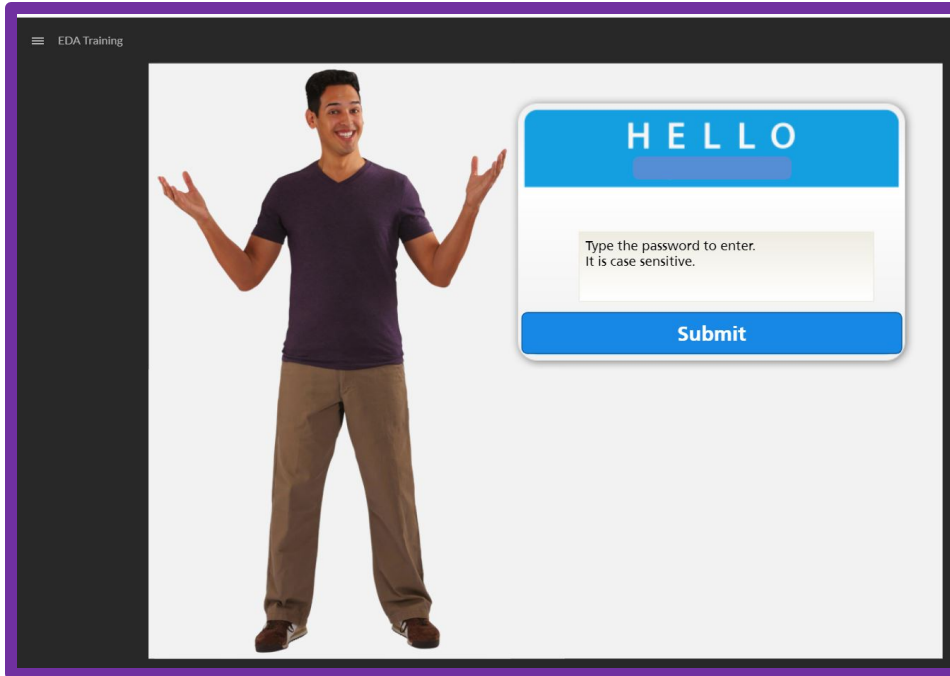
Introduction

The Council for Accreditation of Educator Preparation (CAEP) and AAQEP lists standards which require higher education programs assess candidates' knowledge, skills and dispositions. The Educational Disposition Assessment (EDA) was developed as a valid and reliable instrument (Johnston, Wilson, Almerico, 2018) to meet this need for pre-service teachers. This refresher webinar with scenario-based lessons offers support for teachers to master evaluating pre-service teachers with this instrument. (Johnston, Wilson, Almerico, 2018)

The landing page will put you on a different training. You **MUST click the refresher radio button on the left for your training**. The screen above is what you will see after clicking the radio button. Please scroll to the bottom and click play on the presentation.

Cooperating teachers will only complete the EDA Refresher Training. The other two listed on the site are not required.

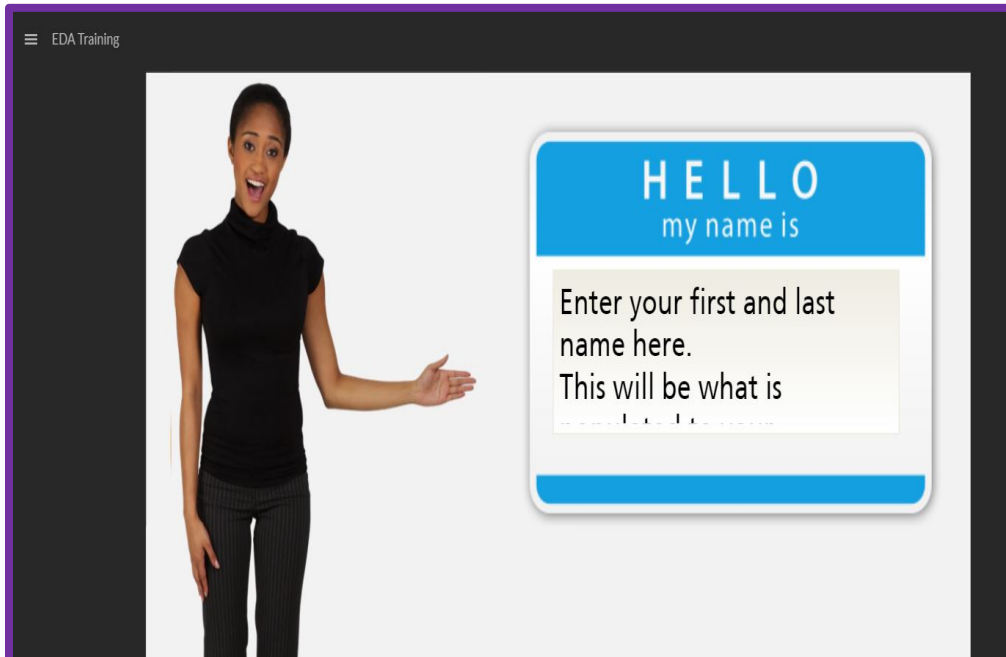
Step Three:



After clicking play, the presentation will begin and you should see this screen. If you see a different person, you are in the wrong training.

The password is **EDA** (case sensitive)

Step Four:



This is the final step before beginning the training. A certificate will be given to you at the end. Please retain it for your records.

Please don't forget to complete the Google form noted in the training email.